

BEST BOX

LIFT STATIONS

Garage, Wash basin, Shower



BEST BOX G



BEST ONE VOX



BEST BOX D



BEST ONE

Strong prefabricated lift stations.

APPLICATIONS

- **Best Box G (Garage Model)**
Lifting rainwater, from washing areas, garage ramps etc.
- **Best Box L (Wash basin Model)**
Lifting water for domestic and bathroom use, (sink, dishwasher, washing machine)
- **Best Box D (Shower Model)**
Especially suitable for shower water, does not have to be buried thanks to the tank inlet positioned at 90 mm from the bottom and a non-return device

TECHNICAL DETAILS

- Easy and quick installation
- Strong and compact construction
- Version available with or without electric pump

TECHNICAL DATA

Reservoir

- Model G (Garage): High resistance PVC grill
- Model L (Wash basin): cover with overflow vent
- Model D (Shower): cover with overflow vent
- Reservoir capacity: 30 litres
- Reservoir weight: 7 kg (BEST BOX L and BEST BOX D), 10 kg (BEST BOX G)

Electric pump (in models prepared)

- The BEST BOX G model can be equipped with BEST ONE VOX electric pump (vortex impeller) equipped with float for automatic functioning
- The BEST BOX L and BEST BOX D models can be set-up with the BEST ONE electric pump, equipped with float for automatic functioning. The BEST BOX L model is set-up to receive waters from above, while the BEST BOX D model is set-up to receive waters from below
- 5 metres of cable + standard socket
- 2800 min⁻¹
- Single-phase voltage: 230V ± 10%
- Class of insulation F
- IP68 Protection rating
- Maximum temperature of the liquid pumped: 50°C
- Max. solids size for passage: 10 mm BEST ONE
20 mm BEST ONE VOX

MATERIALS

Reservoir

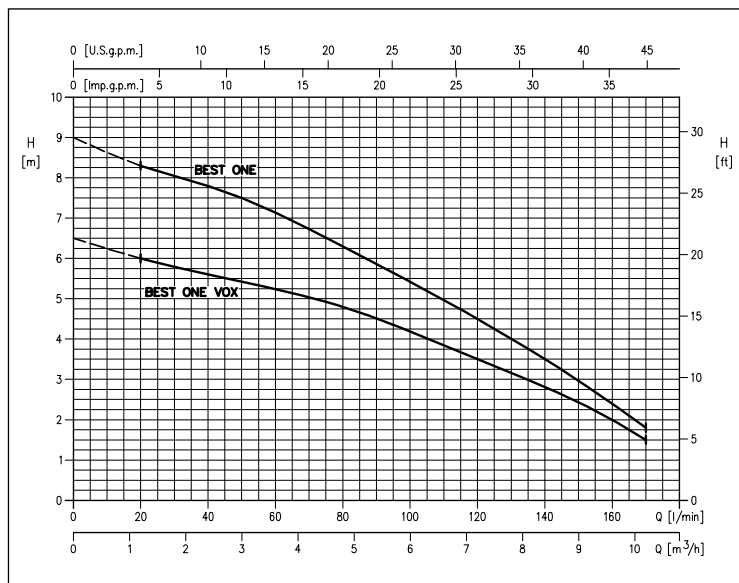
- High density polyethylene

Electric pump (in models prepared)

- Completely in AISI 304 stainless steel
- Equipped with mechanical seal as per standard

For technical data regarding BEST ONE/ BEST ONE VOX electric pumps (see page 5)

PERFORMANCE CURVES (according to ISO 9906 Attachment A)

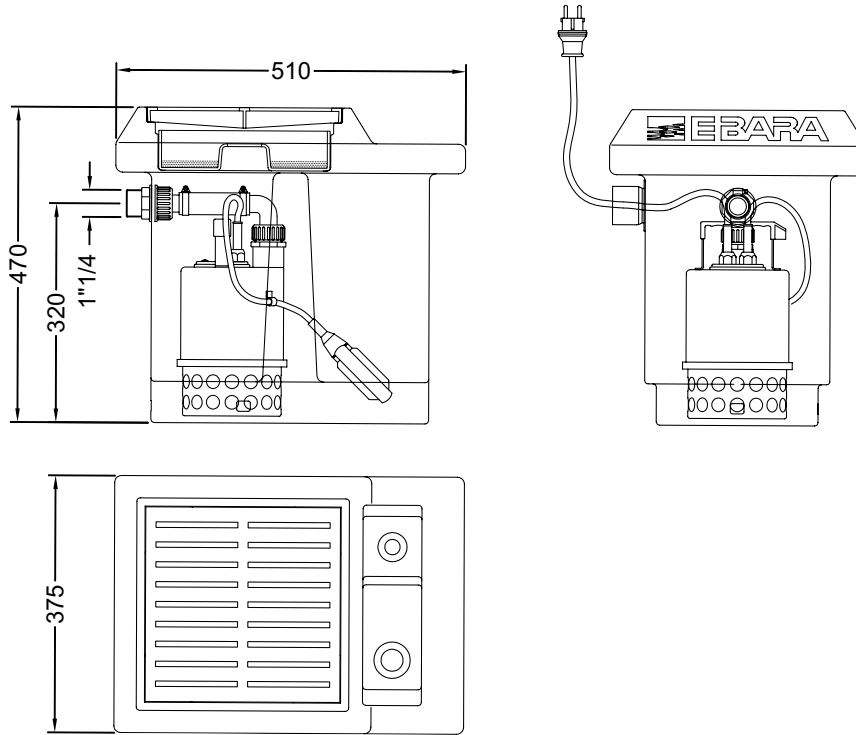


BEST BOX

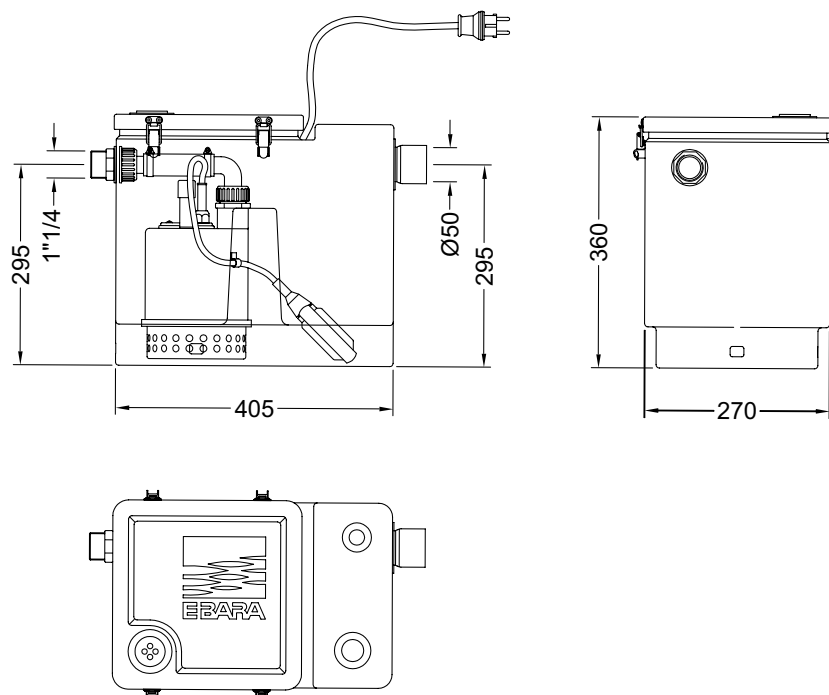
LIFT STATIONS

Garage, Wash basin, Shower

BEST BOX G DIMENSIONS



BEST BOX L DIMENSIONS



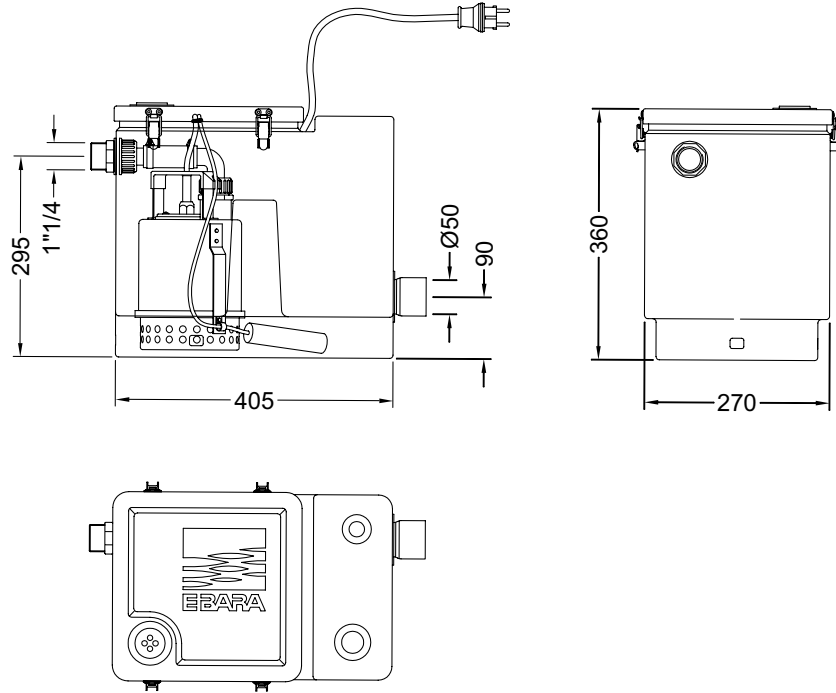
The contents of this publication must not be regarded as binding. EBARA Pumps Europe S.p.A. reserves the right to effect any modification it deems necessary, without prior notice.

BEST BOX

LIFT STATIONS

Garage, Wash basin, Shower

BEST BOX D DIMENSIONS



BEST BOX

LIFT STATIONS

Garage, Wash basin, Shower

TECHNICAL SPECIFICATIONS



The contents of this publication must not be regarded as binding. EBARA Pumps Europe S.p.A. reserves the right to effect any modification it deems necessary, without prior notice.